

Personal Learning Device (PLD) Initiative



Briefing for Parents

A PRESENTATION BY
MINISTRY OF EDUCATION, SINGAPORE



Intended Outcomes of the PLD Initiative

The use of the PLD for teaching and learning aims to:



**Support the
Development of
Digital Literacy**



**Support Self-Directed
and Collaborative
Learning**



**Enhance Teaching and
Learning**

Learning with a PLD in Gan Eng Seng School

- **Assessing SLS for teachers-curated lessons and repository of curriculum aligned resources**
- **Digital Mind mapping and Concept Plan Drawing**
- **Group Brainstorming, Class Discussions and Collaborations through apps such as SLS, Padlet and Classkick**
- **Annotation and submission of assignments via Google Classroom, using student iCON accounts**




Supporting Students in the Safe and Effective Use of the Devices

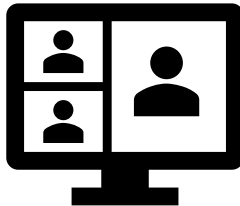
Cyber Wellness Concerns Identified by Local Studies/Surveys



**Harmful Online
Content**



**Gaming and associated
risks**



Cyberbullying



**Excessive social media
use**

Supporting Students in the Safe and Effective Use of the Devices

The school has measures in place to enable a safer digital environment for learning with the use of PLDs, e.g.

- **School rules** on digital device use
- **Classroom management** and routines
- **Cyber Wellness Education** in CCE
- **Partnering parents/guardians** to support students in their use of technology for learning
- **Device Management Application (DMA)** to support a safer digital environment for learning

CESS School Rules on Digital Device Use

- Students are not to use personal digital devices, including smartphones, during lessons unless explicit permission is given by the teacher. Students must be responsible to use their PLDs in an effective, ethical and lawful manner at all times.
- The PLDs can only be used for administrative, teaching and learning activities during the curriculum hours. For example, using the PLDs and school network for real-time video, music, and gaming is not allowed.
- Students must bring their PLDs every day. They must fully charge their PLDs at home before the start of each school day. They are not allowed to charge their PLDs in the school and install software on the device, other than those approved by the school. Students must place their PLD face down on table when not in use during lessons.

School Rules on Digital Device Use

- Students' handphones/PLD will be confiscated by the teachers if they are found to have breached the mobile phone/PLO policy. The duration of handphone/PLO retention will increase each time the handphone/PLD is confiscated. Parents/guardians will be required to personally collect the handphones/PLO from the school's Operation Manager (OM)/Administrative Manager (AM) in the General Office during school hours.

LEARN

LEVEL UP- LEARNING BY CHARGING YOUR DEVICE



BE PREPARED

- Fully charge your PLD
- Get ready all your login details



KEEP UPDATED

- Update software and applications regularly



BE ORGANISED

- Organise your files and folders properly



LEARN

ENGAGE MEANINGFULLY WITH YOUR DEVICE



BE DISCIPLINED

- Screen down unless instructed
- Do not AirDrop materials to your peers during lessons



STAY CONNECTED

- Check that
- PLD is connected to the Wi-Fi
 - Notifications are switched off



BE SAFE

- Only access websites assigned by your teacher



USE RESPONSIBLY

- Use your PLD for learning when in school
- Check notifications for assignments daily
- Submit assignments promptly



LEARN

ALWAYS SAFE GUARD YOUR DEVICE



BE SECURE

- Use a strong password and remember it
- Don't share your password
- Don't open / download any suspicious file



PROPER STORAGE

- Keep your PLD & Pencil together
- Label your PLD for easy identification
- Don't leave your PLD unattended



PROPER CARE

- Clean and sanitise your PLD often
- Don't put heavy things or food and drinks on your PLD



LEARN

RESPECTFUL AND RESPONSIBLE USE ONLY



SHOW RESPECT

- Practise good cyberwellness habits
- No cyberbullying
- no taking pictures of someone without consent
- no posting of inappropriate materials



HAVE INTEGRITY

- Use your own PLD with permission when in class
- No impersonating others by using your peer's PLD
- Use your own name



SELF CARE

- Practise simple eye-care routine
- Avoid prolonged screen time



LEARN

NOTIFY YOUR TEACHER WHEN SOMETHING IS NOT RIGHT



SEEK HELP

- Inform teachers if help is required



DO THE RIGHT THING

- Inform teachers if your peers are misusing their PLDs
- If you lose your PLD/ found an unattended one, report to the general office immediately



Cyber Wellness Education in CCE

Educating students on Cyber Wellness

MOE has made significant changes to the Character and Citizenship Education (CCE) curriculum. Cyber Wellness lessons will feature significantly in these lessons.

The broad topics covered in Cyber Wellness are:

- Cyber Use
- Cyber Identity
- Cyber Relationships
- Cyber Citizenship
- Cyber Ethics

Cyber Wellness Education in CCE

Throughout their Secondary School education, students will learn about:

- balanced use and self control;
- cyber bullying and Upstanding;
- how to be a positive influence online;
- how to handle online falsehoods;
- how to manage social media (peer influence, emotions, echo chambers);
- online relationship and Online safety (grooming, self disclosure); and
- to respect intellectual property rights

Cyber Wellness Programme

In addition to these lessons, through various programmes in school, students will continue to learn to be **respectful, safe, and responsible users of technology.**



Parents'/Guardians' Role

- We would like to partner parents/guardians so that students are well supported in their use of technology for learning.
- As parents/guardians, you can help in the following ways:
 - Model good digital habits for your child/ward e.g. parents/guardians not using devices during family meals.
 - **Know your child/ward well and have conversations** with your him/her about safe and responsible use of technology.
 - **Discuss and come up with ground rules** for internet/device usage that both your child/ward and you can agree with.
 - Encourage your child/ward to use productivity tools using his/her PLD, to organise information and simplify tasks for efficiency.

Role of the DMA in Providing a Safer Digital Environment for Learning

In-School DMA Settings (Default)

Schools will determine DMA settings for **in-school use**. As a default, these settings will continue to be in place after school as well:

- MOE and the school will set the level of web content filtering, including filtering objectionable content or content that may not be conducive to teaching and learning (e.g. **social media**, pornography, gambling, or websites containing extremist content).
- School hours is defined to be from **6 a.m. to 5 p.m.** and after school hours would be from **5.01 p.m. – 11 p.m.** The device will shut down at **11 p.m.** by default.
- The school will determine the applications and programs to be installed to support teaching and learning. For example, Social Media and YouTube (for lower secondary).

After-School DMA Parent Options

1. After-School DMA Parent Options provide parents with the flexibility in managing your child’s/ward’s use of PLD after school hours.
2. The following tables outline the different levels of restrictions, controls, and monitoring for each After-School DMA Parent Option.

Default	Option A	Option B
In-school DMA settings will continue after school hours	DMA settings can be modified by Parents/Guardians after school hours	DMA will be inactive* after school hours
For parents/guardians who want their child’s/ward’s use of the device to be restricted only to teaching and learning, and prefer to leave it to the school to decide on DMA settings after school hours.	For parents/guardians who prefer to take charge of the level of restrictions for their child’s/ward’s use of the device after school hours regulated by the DMA.	For parents/guardians who do not want their child’s/ward’s use of the device after school hours to be regulated by the DMA at all.

*No data will be collected after school hours when the DMA is inactive.

- Having default school settings continue after school hours is the best option for parents/guardians who prefer not to, or do not feel ready to manage their child’s/ward’s device use on their own.
- Parents/guardians can request to change their choice of DMA settings, which is the existing practice.

After-School DMA Parent Options

iPad PLD

	Default Setting (This will apply if no Alternative Setting is chosen)	Alternative Setting: Option A (DMA settings can be modified from the Default settings in place)	Alternative Setting: Option B (DMA will be inactive only after school hours)
Protect students from objectionable content	<p>Web content filtering will include, but not limited to the following categories:</p> <ul style="list-style-type: none"> • Violent/extremist content • Sexual/pornographic content • Gambling-related content 	<p>Parents/Guardians will be able to include additional web content filtering by submitting a request to the school.</p>	<p>No content filtering at all after school hours.</p>

After-School DMA Parent Options

iPad PLD

	Default Setting (This will apply if no Alternative Setting is chosen)	Alternative Setting: Option A (DMA settings can be modified from the Default settings in place)	Alternative Setting: Option B (DMA will be inactive only after school hours)
Reduce distractions from learning through control of applications	Parents/Guardians and students will be <u>unable</u> to install additional applications.	<ol style="list-style-type: none"> 1. Parents/Guardians and/or students will be able to install additional applications after school hours. 2. Applications installed by parents/guardians and/or students after school hours will not be accessible during school hours. 3. Parents/Guardians can limit access to applications installed on the device. 	<ol style="list-style-type: none"> 1. Parents/Guardians and/or students will be able to install additional applications after school hours. 2. Applications installed by parents/guardians and/or students after school hours will not be accessible during school hours.

After-School DMA Parent Options

iPad PLD

	Default Setting (This will apply if no Alternative Setting is chosen)	Alternative Setting: Option A (DMA settings can be modified from the Default settings in place)	Alternative Setting: Option B (DMA will be inactive only after school hours)
Limit screen time	The school will define the specific hours during which the student can use the device.	<ol style="list-style-type: none"> Parents/Guardians can adjust their child's/ward's screen time by setting rules on the device*. Parents can determine the duration of use of specified applications. 	No control over screen time.
Monitor students' cyber activities	Parents/Guardians will <u>not</u> be able to track their child's/ward's browser history.	Parents/Guardians will <u>not</u> be able to track their child's/ward's browser history via the parent account.	Parents/Guardians will <u>not</u> be able to monitor or control their child's/ward's use of the device through the DMA.
Provision of Parent Account	X	✓	X

Support for Parents/Guardians

Parents/guardians may wish to consider the following questions to decide the After-School DMA Parent Option that best suits your child/ward.



A. Child's/ward's current device usage habits

- How much time does my child/ward spend on their device?
- How well is my child/ward able to regulate their device usage on their own?
- Does my child/ward get easily distracted while doing online learning?

B. Parents'/Guardians' involvement

- How confident and familiar am I with managing my child's/ward's cyber wellness?
- Are there existing routines and open conversations on the use of the Internet at home?
- Am I aware of how to prevent different types of cyber threats that my child/ward might face?

Supporting Resources

Refer to go.gov.sg/gesspdlp



<https://go.gov.sg/gesspdlp>

Parents/guardians play a crucial role in guiding your child/ward to use devices responsibly and safely. DMA complements your efforts in supporting your child/ward as they navigate the digital space. Here are some resources that you can refer to:

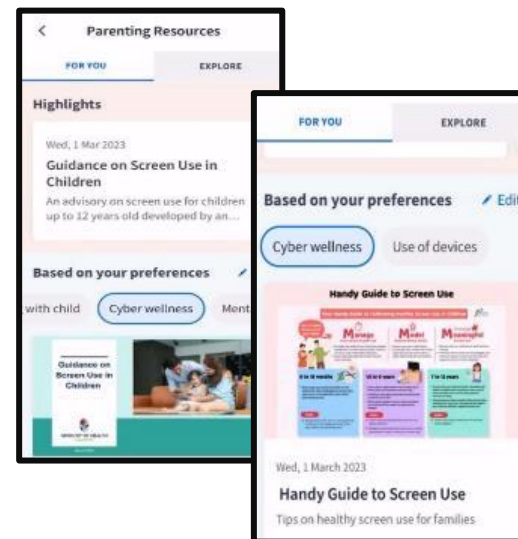
A. Parent Kit



B. Bite-size tips and advice via Parentingwith.MOEsg Instagram



C. Resources from MOE and other agencies (available on resources repository in Parents Gateway)



Where to find the link to these resources?

- Visit GESS PDLP sites at the following link :

<https://go.gov.sg/gesspdlp>



<https://go.gov.sg/gesspdlp>

Data Collected by the DMA

The DMA does **NOT** collect any of the following data:

- Login IDs and passwords entered into websites or into any applications
- Actions performed (e.g. posts, online comments, items added to a shopping cart, etc.) when visiting websites and using apps
- Documents and photos stored in the PLDs
- PLD location
- Webcam videos and microphone recordings

Data Security

- All user data collected through the **DMA will be stored in secure servers managed by appointed DMA Vendors** with stringent access controls and audit trails implemented. The DMA solutions used are cloud-based Software-as-a-Service (SaaS) solutions and are trusted solutions that have been operating for many years. They have also been subject to regular security review and assessment by independent reviewers.

Data Security

- **DMA solutions have sufficient security robustness to ensure data collected are properly stored and protected.** MOE will also subject the DMA Vendors to regular audit on the security of the system based on tender requirements.
- **To prevent unauthorised access, DMA Administrators and DMA Vendors will be required to access their accounts using 2-factor authentication** or the equivalent to ensure proper accountability for information access and other activities performed. There will be regular account reviews and audits for DMA Administrators' and DMA Vendors' accounts.

Device and Funding Information

Our PLD of choice in GESS



Apple iPad WiFi 64GB Space Grey (10th Gen)

- Model: Apple iPad 10.9 10th Gen
- Processor: A14 Bionic Processor
- Memory (GB): 4GB
- Storage (GB): 64GB
- Enhanced Bundle Warranty: 3-Year carry-in warranty
- Enhanced Bundle Insurance: 3-Year insurance

Add-on/Accessories Item(s):

- Apple Pencil (1st Generation) with USB-C to Apple Pencil Adapter
- Logitech Ruggedized Combo 4

\$869.80* (inc. 9% GST) via Edusave / GIRO



**Apple iPad WiFi 10.2”
64GB Space Grey
(9th Gen)**

We chose the device because of:

- ***Interoperability*** of applications (e.g. Microsoft Office, Google Classroom accessible through Student iCON email accounts);
- ***Unsurpassed annotation capabilities*** of the Apple Pencil;
- ***Device/interface familiarity***;
- ***Maintenance and servicing*** through 7 service locations around Singapore

PLD Bundle

Your child's/ward's PLD will come with the **Enhanced Device Bundle** which includes:

- **3-year warranty and 3-year insurance**
- **2 repairs or 1 replacement claim**

Insurance Coverage	Claimable
<ul style="list-style-type: none">● Fire● Lightning● Power Surges● Accidental e.g water spillage, drop etc● Theft due to forcible entry*● Robbery* <p><i>*Police report will need to be made. Accidental loss will not be covered by insurance</i></p>	<p>2 repairs or 1 replacement device</p>

IMPORTANT NOTE

You do **NOT** need to purchase a PLD if you have an iPad installed with iOS 14.6 (minimum), and if you consent to installing the DMA on this device.

You will have to purchase your own Apple Pencil and case for your child/ward, if you choose to use your own device.

There is also no 'upgrade' option (e.g. to a 128GB model).

Funding Support for Singapore Citizen (SC) Students

- **The cost of the device bundle can be paid using your child's/ward's Edusave account, after setting aside provision for payment of miscellaneous fees.**
- To ensure the affordability of devices, MOE has provided additional Edusave top-ups of \$200 in 2020 to 2022, and \$300 in 2023, to all eligible Singaporean students in primary and secondary schools.
- This is on top of the annual \$290 credited into the Edusave account for Secondary School students and \$230 for Primary School students.

Funding Support for Singapore Citizen (SC) Students

- For SC students who are on MOE Financial Assistance Scheme or whose family's monthly income meets the following criteria:

Gross Household Income (GHI) \leq \$3,000, or

Per Capita Income (PCI) \leq \$750

MOE will subsidise 50% of device bundle cost or \$350, whichever is lower.

- The remaining **amount will be payable from the students' Edusave account**. If there is insufficient balance in the students' Edusave account for the remaining amount, MOE will provide additional subsidy so that the cash out-of-pocket (OOP) is \$0.

Funding Support for Singapore Citizen (SC) Students

- For SC students whose family's monthly income is:
 $\$3,000 < \text{Gross Household Income (GHI)} \leq \$4,400$, or
 $\$750 < \text{Per Capita Income (PCI)} \leq \$1,100$

MOE will subsidise 30% of device bundle cost or \$200, whichever is lower.

- **The remaining amount will be payable from the students' Edusave account.** If there is insufficient balance in the students' Edusave account for the remaining amount, MOE will provide additional subsidy so that the cash out-of-pocket (OOP) is not more than \$50.

Funding Support for Singapore Citizen (SC) Students

- SC students whose family's monthly Gross Household Income (GHI) > \$4,400 or monthly Per Capita Income (PCI) > \$1,100, **no subsidy will be provided.**
- Parents/Guardians can use their **child's/ward's Edusave** or cash to defray the device bundle cost.

What's Next?

Parental Consent for Procurement

1. Parents can access the **Parental Consent for the Purchase of Personal Learning Device (PLD)** via a Parents Gateway (PG) notification* that will be sent to you by 13th January 2025. **Please respond by 20th January 2025.**
2. Parents who want to use Edusave funds for the PLD (for Singapore Citizens students only), please submit the online Standing Order Form via this link:
<https://go.gov.sg/edusaveformsgso> by 24th January 2025 if you have not done so previously.

* Parents/Guardians without access to PG can request for the hardcopy letter via your child's/ward's form teacher.

Timeline of key events moving forward

Time Frame	Activity
By 20 January 2025	<p>Submit response via PG indicating intention to purchase PLD, which includes the following annexes:</p> <ul style="list-style-type: none"> • Intent to purchase • Use of Edusave <p>Parents without access to Parents Gateway can submit their consent via hardcopy, which includes the following:</p> <ul style="list-style-type: none"> • Intent to Purchase Personal Learning Device (PLD); • Standing Order for Use of Edusave Account; and • Authorisation Form. via https://go.gov.sg/edusaveformsgso (for Singapore Citizen students only)
20 January to 27 January 2025	School ICT Team to contact parents who indicated their intention to use their own iPad, for the device suitability assessment.
By Early March (Estimated Week 9)	Collection of devices by students. Edusave will be deducted prior to the collection of devices.

For Permanent Residents / International Students

Time Frame	Activity
By 20 January 2025	Submit Parental Consent for the Purchase of Personal Learning Device (PLD) which includes the following: <ul style="list-style-type: none">• Intent to Purchase Personal Learning Device (PLD);• Authorisation Letter
10 th February 2025	Parent/Guardian to make payment via Giro/PayNow
By Early March (Estimated Week 9)	Collection of devices by students

Collection of Devices

Your child/ward will be collecting his/her device in school **from Early March 2025. (Exact date will be informed later)**

If you would like to personally/have another adult to verify the condition of the device during collection with your child/ward:

- You may arrange to collect the device **at the vendor's service/collection centre.**
- Your child/ward would need to bring the device to school and arrange for the school's IT department to install the DMA.

Please approach the school at gess_it_helpdesk@moe.edu.sg for further advice or clarification if you would like to make this arrangement.

Important Contacts / Helplines



To access / find out more about...	Contact / Helpline
The PDLP rollout programme in GESS	Parents Gateway Letter and Consent Form
Edusave balance	6260 0777
Financial assistance	Mdm Jacqueline Tham < jacqueline_tham_lai_kuen@schools.gov.sg >
Other queries about device and/or DMA	Mdm Siti Zuraidah Binte Kamis < siti_zuraidah_kamis@schools.gov.sg >